

HIACE

toyota.com.my



MORE POSSIBILITIES. *ENDLESS OPPORTUNITIES.*



TOYOTA
ALL ABOUT THE DRIVE

SPECIFICATIONS

VARIANT		Panel Van 2.5 Turbo Diesel	
ENGINE			
Model	2KD-FTV		
Type	4-cylinder, DOHC, 16-valve D-4D Turbo Diesel		
Displacement	cc	2,494	
Transmission	5-speed Manual		
Fuel Supply System	Direct Injection Common Rail		
Max. Output	kW (PS) / rpm	75 (102) / 3,600	
Max. Torque	Nm (kg-m) / rpm	260 (26.5) / 1,600 - 2,400	
DIMENSIONS			
Cargo	Length	mm	2,930
	Width	mm	1,545
	Height	mm	1,335
Wheelbase	mm	2,570	
Tread	Front	mm	1,470
	Rear	mm	1,465
Weight	Kerb	kg	1,770
	Gross	kg	2,800
Min. Turning Radius	m	5.0	
Ground Clearance	mm	195	
Fuel Tank Capacity	litre	70	
Suspension	Front	Double Wishbone with Torsion Bar	
	Rear	Leaf Spring	

VARIANT		Panel Van 2.5 Turbo Diesel	
CHASSIS			
Gear Ratio	1st	4.313	
	2nd	2.330	
	3rd	1.436	
	4th	1.000	
	5th	0.838	
	Reverse	4.220	
Brakes	Front	Ventilated Disc	
	Rear	Drum	
Tyres and Rims	195R15C (With Wheel Cap)		
FEATURES			
Exterior			
Headlamps	Halogen Multi-reflector		
Radiator Grille	Silver		
Front Bumper	Black		
Mudguards	With (4-pieces)		
Interior			
Outside Temperature Display	With		
Steering Wheel	4-spoke Urethane		
Air-conditioner	Manual / Front		
Power Windows	Driver & Front Passenger	With (Driver Side Auto Up / Down with Jam Protection)	

VARIANT		Panel Van 2.5 Turbo Diesel	
FEATURES			
Interior			
Audio System	1-DIN Head Unit CD Player with Tuner, MP3, AUX-Jack, USB and 2 Speakers		
Seats	Material	Fabric (Front Seats only)	
Seating Capacity	2		
SAFETY			
Active			
Anti-lock Braking System (ABS)	With		
Load Sensing Proportioning & Bypass Valve (LSP & BV)	With		
High Mount Stop Lamp	With		
Reverse Sensors	With		
Passive			
SRS Airbags	2 (Driver and Front Passenger)		
GOA Body	With		
Seat Belts	Front	3-point ELR with Pretensioner x 2	
Safe Brake Pedal	With		
SECURITY			
Security System	2 Remote Control Keys, Siren and Auto Door Lock		
OPTIONAL			
Portable Tyre Pump	Optional		



Instrument Panel




Dual SRS Airbags



Spaciousness



Turning Radius

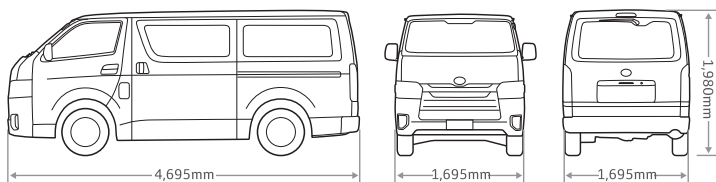


2.5L D-4D Common Rail Turbo Diesel Engine

The Toyota Hiace offers quality, engine durability and reliability. The flexibility of the cargo space allows versatility of items carried on board along with robust suspension and enhanced safety. Functional yet refined, the Hiace breaks new ground in design, both inside and out.

DIMENSIONS

Panel Van



Alarm System



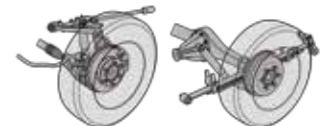
Emergency Kit



Anti-corrosion



Suspension



For Your Auto-Financing Needs



3-year warranty from the date of first registration or 100,000km travelled, whichever occurs first.

- UMW Toyota Motor reserves the right to alter any details of specifications and equipment without notice.
- Details of specifications and equipment are also subject to change to suit local conditions and requirements.
- NOTE: Vehicle and specifications in this catalogue may vary from models available locally. Vehicle body and accessory colours might defer slightly from the printed photos in this catalogue.
- Optional accessories are available at extra cost.

For more information, please contact: